



A guide to assessment at Staffordshire University Academy

2017/18

Setting a target

Setting targets has traditionally been a scaling of key stage 2 fine levels, gathered from performance at the KS2 SATS. With the overhaul of the KS2 curriculum, we have a 'mixed economy' of how we set our targets. In 2017/18 the following measures will be used:

- Year 7 and Year 8: use of the Ever100 scale
- Year 9, 10 and 11: use of KS2 Average Point Scores

These two start points place a ranking of students at the centre, we are able to recognise the national picture of student attainment and be able to then place purposeful intervention to ensure that progress is sustained.

The historical picture of attainment

Every year the proportion of students achieving a specific grade is always very similar. With this knowledge we are able to make our target setting competitive and realistic. As the results in June 2017 will be the start of the introduction of 9-1, we will be able to refine this model annually, as the percentage of attainment settles.

The table below shows the last seven years of distributed results. At the bottom of the table is the comparison of legacy grading versus the new grading system and an averaged national distribution of attainment.

	A*	A	B	C	D	E	F	G	U	
(2017)	7.0	14.1	20.4	23.3	17.2	9.6	4.8	2.2	1.4	
2016	6.5	14.0	21.4	25.0	16.9	8.3	4.2	2.1	1.6	
2015	6.6	14.6	22.1	25.7	16.4	7.6	3.7	1.9	1.4	
2014	6.7	14.6	21.9	25.6	16.3	7.6	3.8	2.0	1.5	
2013	6.8	14.5	21.5	25.3	16.6	8.0	4.1	2.0	1.2	
2012	7.3	15.1	21.7	25.3	15.9	7.7	4.1	1.9	1.0	
2011	7.8	15.4	21.7	24.9	15.1	7.8	4.1	2.0	1.2	
2010	7.5	15.1	20.6	25.9	15.9	7.8	4.0	1.9	1.3	
Old GCSE Grade	A*		A	B	C	D	E	F	G	U
New GCSE equivalent	9	8	7	6	5	4	3	2	1	U
% of grades to be awarded Nationally	3%	5%	12%	14%	12%	20%	17%	9%	6%	2%

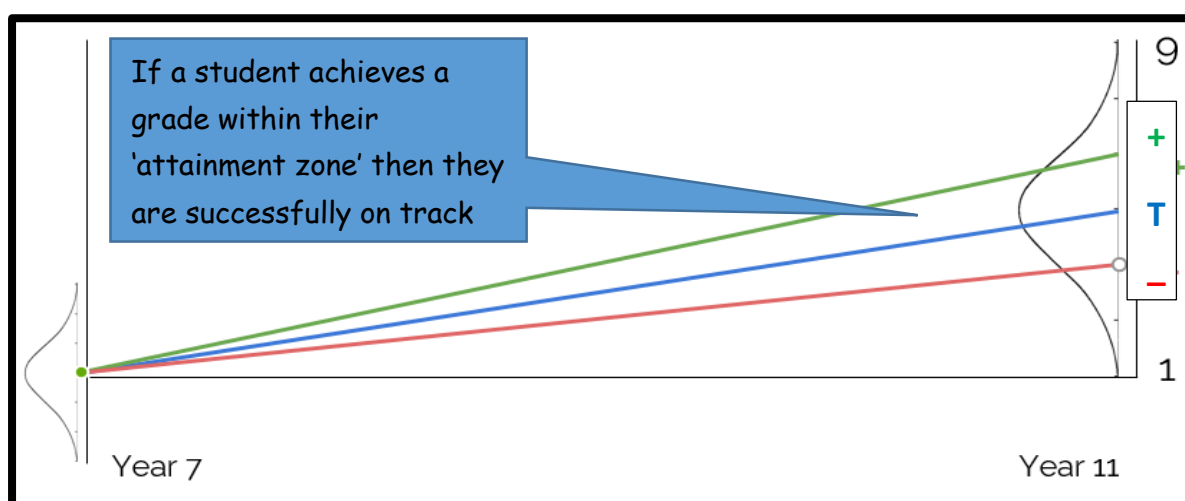
This model is adaptable year to year which allows us to make accurate and context-based targets for our students. We would never target a Grade 1, as this is not aspirational for any of our students.

Target Setting cohorts at Staffordshire University Academy

At Staffordshire University Academy students are placed into a designated 'attainment band' based upon KS2 data. Within each attainment band students are expected to make rapid progress, working at a skill level appropriate for their 'attainment zone'.

Ever 100 Score (Y7 and Y8 only)	Average Point Score (Y9, Y10 and Y11)	Attainment band	Y7 Attainment Zone	Y8 Attainment Zone	Y9 Attainment Zone	Y11 GCSE Grade
89 and below	12 – 17.99	Yellow	F1 – F3	F3 -1	1-2	2-3
90 – 95	18 – 26.99	Green	F3 - 1	1-2	2-3	4-5
95- 105	27- 29.99	Blue	1-2	2-3	3-4	5-6
105 – 110	30 – 31.99	Purple	3-4	4-5	5-6	7
110 and above	32.0 and above	Orange	4+	5+	6+	8-9

The 'attainment zone' sets a clear target area for students to achieve within. Their grades must fall within the 'attainment zone' if they are to successfully follow the correct flightpath through KS3 and into KS4. In the diagram below the blue flightpath shows a student on track to reach their target grade. The green flightpath shows the student on track to achieve above their target grade. The area between these two flightpaths is known as the 'attainment zone'.



This model can be positively flexible to mirror our aspirational target setting. Students can therefore move bands if they are consistently performing above the standard of work related to their attainment zone. If a student achieves two consecutive 'above target' grade collections in several subjects then their attainment band will be moved a step higher to celebrate their success.

To see a breakdown of the 2017/18 'attainment zones', specific to year groups, please see Appendix A.

How will you see target setting in action at SUA?

Target setting will be made as simplified as possible; to see a student's target grade they will have a coloured sticker on their books or folders.

In lessons, tasks may well be differentiated using the coloured banding, whilst all communication home on reports will also clearly show the banding.

Books will also have a map of progress on the front (Appendix B).

Reporting home

This is an area of the academy that we are developing carefully with the help of our Parent Forum. A termly report will indicate student progress towards their end of Year 11 target.

Reports will reflect performance in all subjects that each student studies. They will be accompanied by a mark against their attitude for learning and attendance. An example of the content that will be shown on a report is shown in Appendix C.

Reporting

- If a student is achieving above the 'attainment zone' for their designated band they are **Exceeding required progress**
- If a student is achieving within the 'attainment zone' for their designated band they will be classed as **Meeting required progress**
- If a student is achieving below the 'attainment zone' for their designated band they will be classed as **Not making required progress**

Appendix A

A breakdown of the target setting for the 2017/18 academic year. The table below indicates the students that have been placed in attainment zones; this can be handily compared to the national average for GCSE outcomes.

	Expected Y11 Attainment Range	Y11 National Attainment 2016	Distributed grading at SUA 2017/18				
			Year 7 137 students Year Av:	Year 8 119 students	Year 9 132 students	Year 10 120 students	Year 11 91 students
Year group Average Ever 100/APS	-	-	Ever 100: 101.33	Ever 100: 98.3	APS: 27.19	APS: 26.80	APS: 27.85
YELLOW	2-3	16%	5%	9%	5%	6%	4%
GREEN	4-5	16%	34%	19%	34%	32%	29%
BLUE	5-6	44%	33%	53%	33%	37%	35%
PURPLE	7	14%	17%	16%	17%	16%	18%
ORANGE	8-9	10%	11%	3%	11%	9%	14%

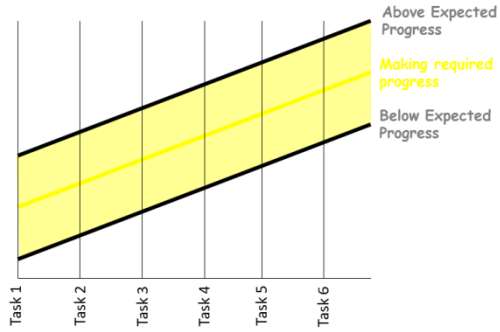
Old GCSE Grade	A*		A	B		C	D	E	F	G	U
New GCSE equivalent	9	8	7	6	5	4	3	2	1		U
% of grades to be awarded nationally	3%	5%	12%	14%	12%	20%	17%	9%	6%		2%

Appendix B

Yellow Band



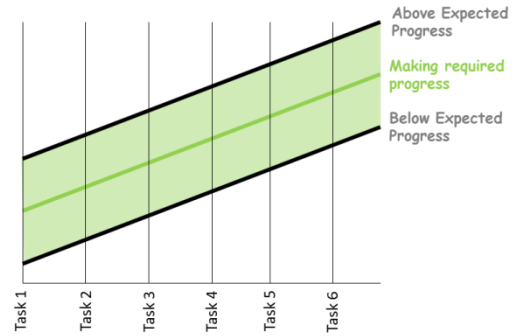
Y7 Expected Attainment Zone:



Green Band



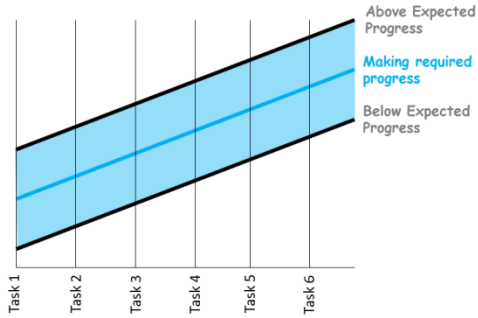
Y7 Expected Attainment Zone:



Blue Band



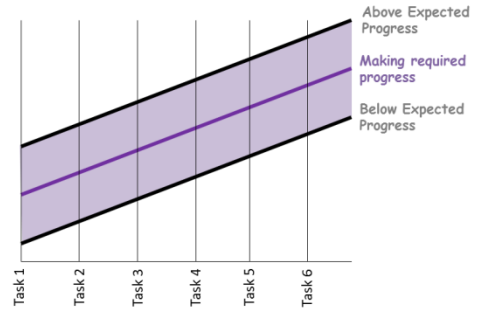
Y7 Expected Attainment Zone:



Purple Band



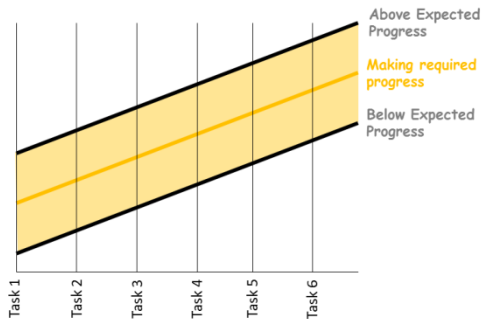
Y7 Expected Attainment Zone:



Orange Band



Y7 Expected Attainment Zone:



Appendix C - End of autumn term attainment review - *DRAFT*

Name: Joe Bloggs, 7MAL
Attendance for autumn term: 98.6%
Academy target: 97%



The following review will detail if Joe is not reaching, meeting or exceeding his required progress towards his final Year 11 grade. His Year 11 grade has been determined by his performance at Key Stage 2.

Subject	Progress towards end of Year 11 grade	Attitude to Learning <i>(This refers to behaviour for learning in classroom, not academic potential)</i>
English	Not making required progress	Requires Improvement
Mathematics	Meeting required progress	Good
Science	Not making required progress	Requires Improvement
Art	Meeting required progress	Excellent
Drama	Meeting required progress	Excellent
Music	Not making required progress	Good
PE	Meeting required progress	Requires Improvement
RE	Meeting required progress	Requires Improvement
Computer Science	Exceeding required progress	Excellent
Global Values	N/A	Excellent
History	Meeting required progress	Excellent
Geography	Exceeding required progress	Excellent

The flightpath below shows the progress journey that Joe will make if he meets the required progress in his subjects over his five years with us. His progress is likely to fluctuate and where this occurs rigorous intervention will be put in place.

